



SUITE INCLUDED

CorelDRAW® Graphics Suite

Ultimate Integration

CorelDRAW® Graphics Suite provides full vector and bitmap graphics software for multi-decoration, printing, cutting and engraving designs.



Run CorelDRAW fully integrated with EmbroideryStudio e4 Decorating, or standalone. It can be configured to use an Adobe® Illustrator® style user interface.

Open and edit popular vector and bitmap graphic design formats e.g., Corel .CDR, Adobe .AI, .PDF, .EPS, etc. Convert graphics into embroidery by auto or manual digitizing. Convert selected embroidery objects into vector or virtual embroidery bitmap graphics. Switch back and forth between Corel and Wilcom windows. Save everything in the Wilcom .EMB design file.

The common thread...

“

The Design Library in conjunction with the new Job Order feature has totally transformed the way we operate our business.

We can bring up entire customer archives in an instant with the fast and powerful search saving us hours of time.

Dean Roscoe, Owner
Paramount Embroidery, UK

Creative by nature.
Efficient by design.

W7256

Copyright © 1998-2017 Wilcom International Pty Ltd. All rights reserved.
Copyright © 2017 Corel Corporation. All rights reserved.



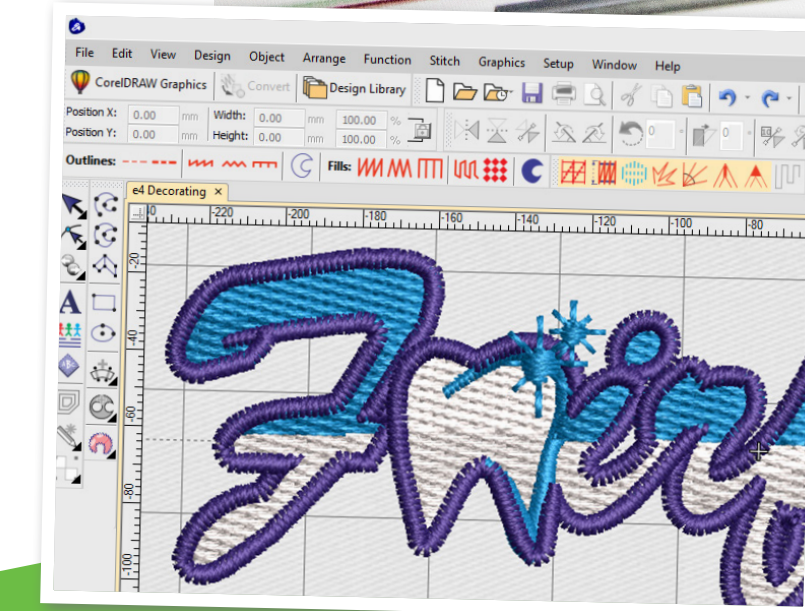
Support and training available. Visit www.wilcomamerica.com for videos, training classes and technical support.

EMBROIDERY STUDIO e4
Decorating
with CorelDRAW Graphics Suite

Professional Embroidery & Multi-Decoration Software



EmbroideryStudio e4 **Decorating** is the new standard for custom embroidery shops and apparel decorators expanding into embroidery.



With a **NEW** simple graphics digitizing approach, full professional control of lettering and stitch settings and over 200 digitized embroidery fonts, you can produce your own embroidery designs more quickly and easily than ever before.

Get more quotes and jobs through your shop by creating and managing design digitizing requests with the new Order Job Feature. Quickly prepare design mock-ups on high resolution garment images and email .PDF approval sheets directly to customers.

Use Auto-Digitizing to get accurate stitch estimates from customer artwork then save basic order and job production information right in the Wilcom .EMB design file for easy reference.

Use the new integrated Design Library to find designs in seconds by customer, order, date and other text or parameters, all within the software.

Apply your existing graphics design knowledge to digitize your own embroidery designs with the new graphics digitizing tools. Compatible with all EmbroideryStudio e4 software products.

WILCOM®

What's new?


7 add-on Elements Included Now as STANDARD

- VIRTUAL DECORATION**
Create high resolution embroidery TrueView images for digital printing.
- VECTOR DRAWING**
Create and edit vector graphics directly in Wilcom designs.
- BLING**
Create and output bling designs for stones, rhinestones, beads and spangles.
- AUTO-DIGITIZE BITMAPS**
One click converts bitmap graphics into embroidery.
- KIOSK MODE**
Ultra simple personalised designs for retail shops.
- TEAM NAMES STANDARD**
Create lettering for multiple team members in one design.
- OFFSETS STANDARD**
Create automatic outlines around selected objects or designs.



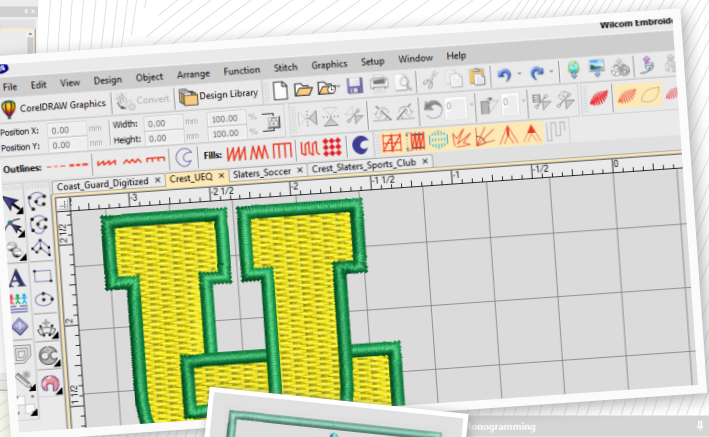
NEW Advanced Integrated Design Library

- Search designs in seconds by customer, order, date or any text field
- Designs are automatically indexed for fast search. No manual categorization required
- Browse designs from all folders in one screen, or folder by folder
- Group and sort designs by customer, order, date, folder, design status, stitches and more
- Quickly see recent designs by date, no matter what folder they are in
- Batch operations on multiple selected designs. Open, convert, print, stitch and catalogue.



NEW Graphics Style Digitizing

- Easier digitizing for both embroiderers and newcomers
- Create embroidered outlines and fills using the same shape tools
- Convert outlines to/from fills in a single click with the new Stitch toolbar
- Add or remove holes and stitch angles
- Create drawing objects as vector outlines or fills in the same way.

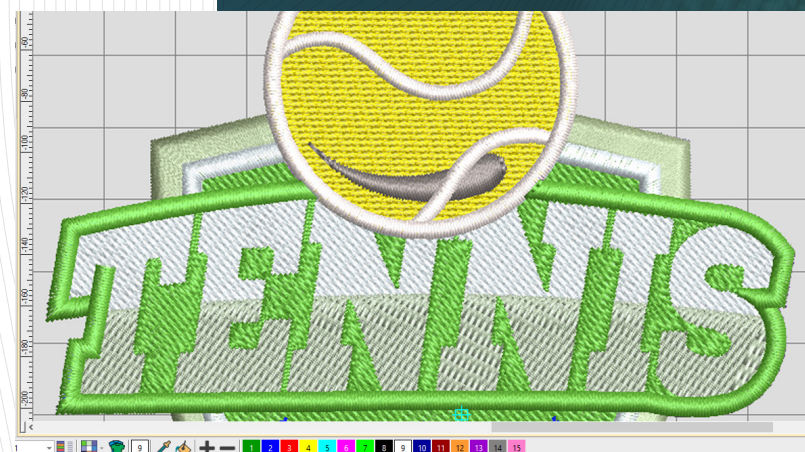


More Efficient Design Workspace

- 4K monitor support, large or small icons, optional labels
- Switch between multiple open designs effortlessly with new design tabs
- Visualize stitching sequence with the new Stitch Player using classic media player controls
- New Color toolbar commands and My Threads docker for easier color management
- Large, full featured Open dialog displays design details
- "Open Recent Designs" with thumbnail view.

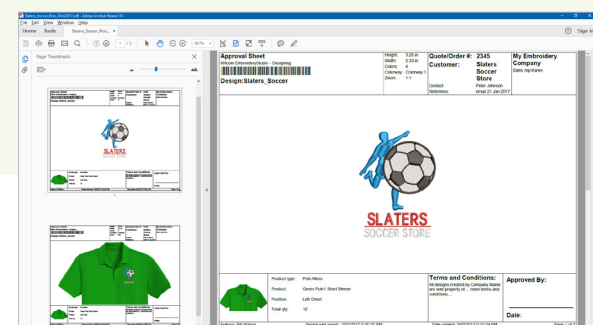
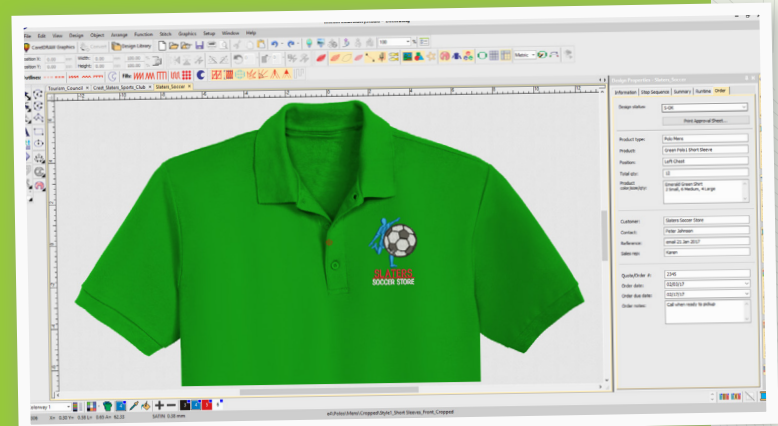
NEW Creative and Technical Stitching

- Control over Tatami fill patterns now standard
- Trapunto Effect now standard
- Double Tatami Underlay
- Improved Auto-Applique
- New Satin Tie-off method.



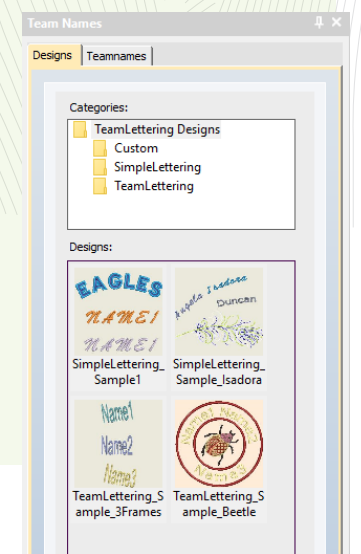
Enhanced Product Visualizer and Customer Approvals

- Create mock-ups of designs on high resolution garment images in the required colors
- Wide selection of high resolution predefined generic products included
- Move and re-size product images within the design
- Add your own custom product images
- Print new .PDF approval sheets with job details or email directly to customers for approval
- Save and record the product image directly in the .EMB design file for future use.




NEW and Improved Lettering

- Full control of lettering parameters and stitch settings
- 25 NEW embroidery fonts including 3D foam, logo fonts and speciality fonts
- NEW predefined "Lettering Art" envelope shapes
- Easier selection of embroidery fonts by style or type
- Expanded capabilities and easier to use Team Names feature
- Improved quality of automatic TrueType/OpenType stitching.



Enhanced Monogramming

- 69 professional predefined monogram designs or create your own
- Extensive but easy to use monogramming user interface
- Separate tabs for Designs, Letters, Ornaments and Borders
- Advanced stitching parameters hidden unless asked for
- Use embroidery fonts or TrueType fonts.



Improved Auto-Digitizing

- New instant Auto-Digitizing of bitmaps with one click
- Improved interactive Auto-Digitizing dialog
- Enhanced quality satin and fill stitching, better optimized for logo design
- Supports full color bitmaps with transparency (24 and 32 bit)
- Optional cropping / masking of bitmap artwork images
- Optional bitmap image adjustments before stitching.

Customize your embroidery business



Take your embroidery further. Carefully crafted features designed to widen imaginations, boost efficiency and expand your business. Buy add-on Elements to suit your professional needs.



Creativity

Give your designs a creative edge with additional artistic stitching features.



PHOTO FLASH

Automatically convert color photographs to multi-color artistic stitching with the new PhotoStitch feature.

Productivity

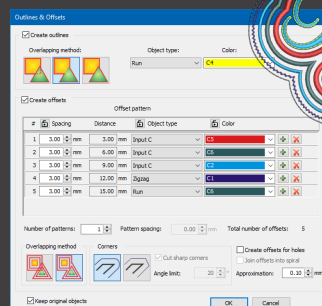
Improve efficiency. Get the job done faster and more accurately.



Team Names Advanced will lay out all your names as a matrix, eliminating multiple color changes and manual frame movements on the embroidery machine.



TEAM NAMES ADVANCED



Offsets Advanced gives you more creative options and technical control for outlining designs.



OFFSETS ADVANCED

Elements shown above are not included with EmbroideryStudio e4 and must be purchased separately.

Ask your local distributor to help you build the right bundle for your business and budget.